

brera

Sofa

brera ricerca ed eleganza

brera philosophy

Qualità Gamma Design

sono alcuni dei pilastri che caratterizzano la missione di noi della Brera.

Assoluta qualità dei materiali e delle lavorazioni.

Centinaia di rivestimenti in materiali differenti, dalla pelle all'ecopelle, al velluto, dal puro cotone!

Le sapienti ed artigianali lavorazioni esaltano ulteriormente la qualità dei materiali selezionati;

Le strutture realizzate con materiali di primissima scelta assicurano resistenza e comfort.

Gamma

La collezione offre modelli con carattere e design assolutamente marcato, profondamente differenti tra loro.

Preziosi e ricchi di segni forti, i divani Brera miscelano sapientemente tradizione, design e innovazione.

Quality Product range Design

are some of the pillars that characterize the mission of us of the Brera.

Absolute quality of materials and workmanship.

Hundreds of upholstery in different materials, from leather to eco-leather, velvet, pure cotton!

The skilful and artisanal workmanship further enhances the quality of the selected materials;

The structures made with top quality materials ensure resistance and comfort.

Range

The collection offers models with absolutely character and design marked, profoundly different from each other.

Precious and full of strong signs, the Brera sofas wisely mix tradition, design and innovation.

brera sofa

MODEL 1 pag. 8


MODEL 2 pag. 22

MODEL 3 pag. 38

MODEL 4 pag. 52

Elementi liberamente componibili realizzati in variante di colore o monocromatici con tessuto, pelle, ecopelle o microfibra della collezione Brera.

Sectional pieces for unlimited configurations and multiple monochromatic or colorful covers to choose from fabric, leather, eco-leather or microfiber of Brera collection.



MODEL 1

MODEL 1



Sistema di imbottiti composto da sedute, schienali, braccioli, chaise longue, pouf e cuscini per formare aggregati di piccole o grandi dimensioni.

System of upholstered pieces for seats, backrest, armrest chaise longue, ottomans and pillows to create configurations for small and large dimensions.



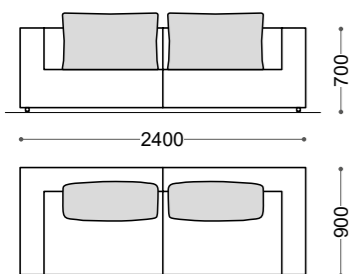


COMPOSIZIONE 330 CLCA
COMPOSITION 330 CLCA

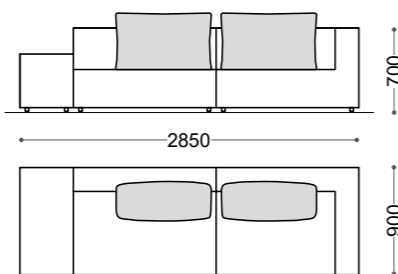




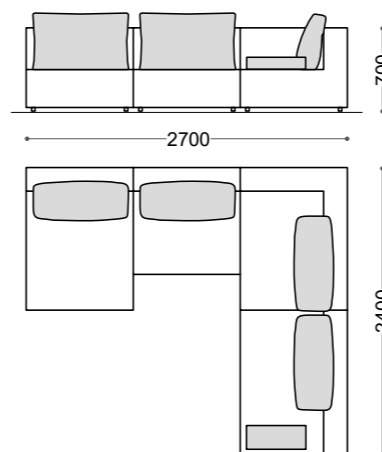
COMPOSIZIONE 240 AA



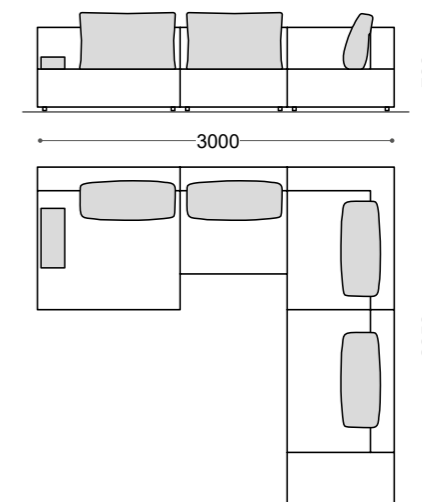
COMPOSIZIONE 285 PCA



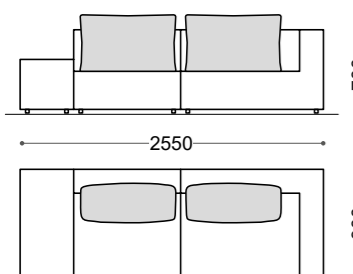
COMPOSIZIONE 270 CLCA240AC



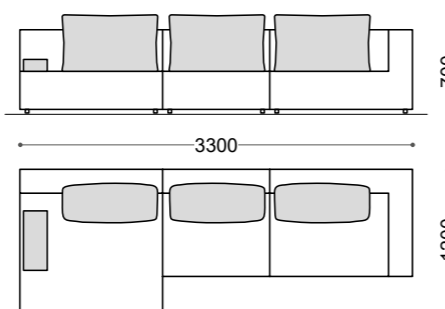
COMPOSIZIONE 300 ACA 285 ACP



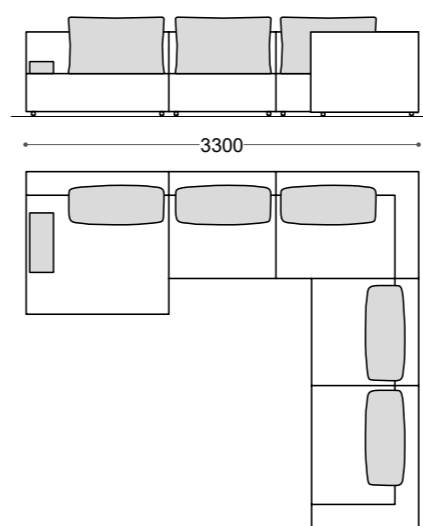
COMPOSIZIONE 255 PCA



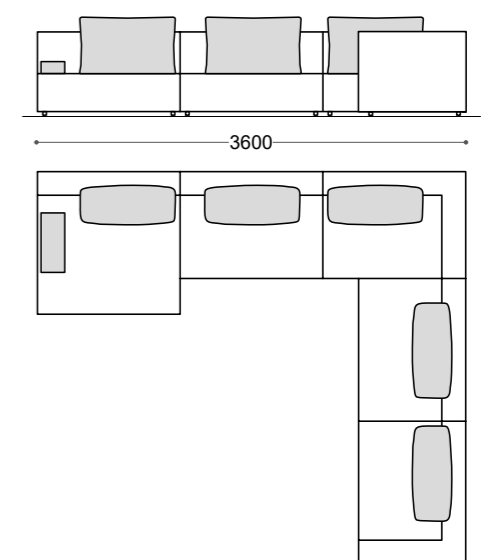
COMPOSIZIONE 330 CLCA



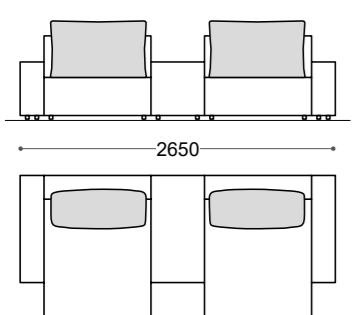
COMPOSIZIONE 330 CLCA 300 ACA



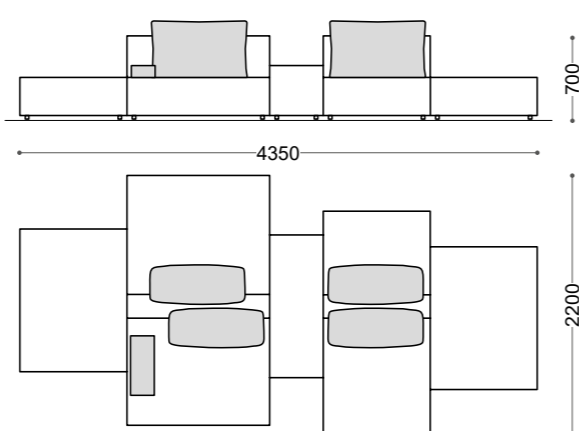
COMPOSIZIONE 360 CLCA 330 ACA



COMPOSIZIONE 265 BCLPCLB



COMPOSIZIONE 435 PPCLPCLPP



Sempre al centro della
scena ricco di dettagli
con infinite soluzioni
compositive

*Always at the center of
attention in countless
compositions with
luxurious details.*



MODEL 2

MODEL 2




Serie di divani fissi o componibili dalle proporzioni importanti ed equilibrate. Cuscini di schienale e cuscini supplementari per una grande sensazione di accoglienza e comodità.

Series of fixed or modular sofas with balanced proportions. Backrest and additional pillows for sensation of great comfort. (for high standards of comfort).



DIVANO 290 105 D
SOFA 290 105 D





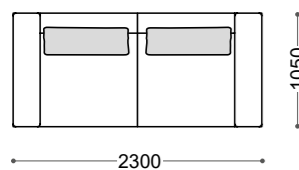




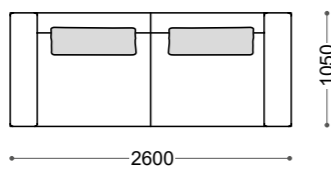


COMPOSIZIONE 285 CCA 400 APCL
COMPOSITION 285 CCA 400 APCL

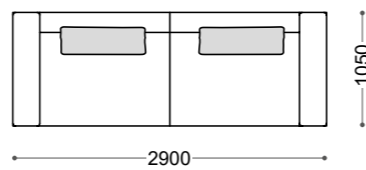
DIVANO 230 105 D



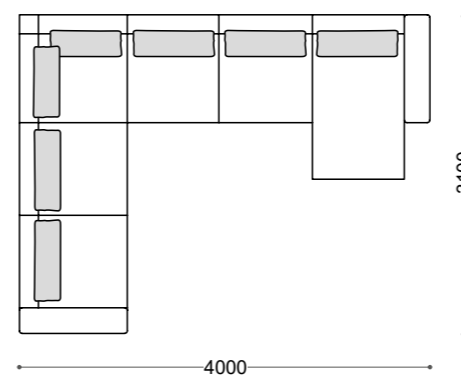
DIVANO 260 105 D



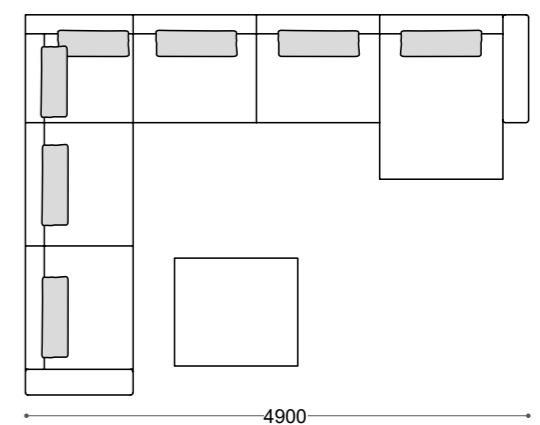
DIVANO 290 105 D



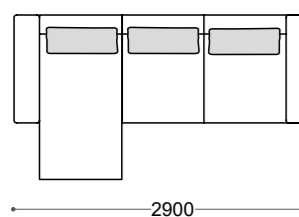
COMPOSIZIONE 310TCA 400ACCCL



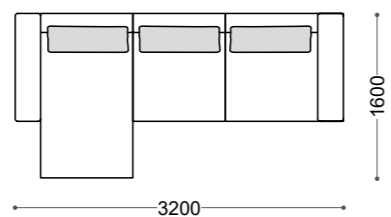
COMPOSIZIONE 370PTCA 490ACCCL



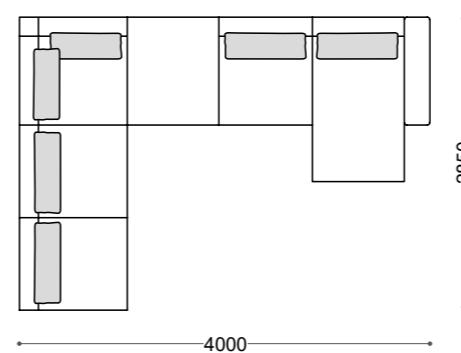
COMPOSIZIONE 290CLCT



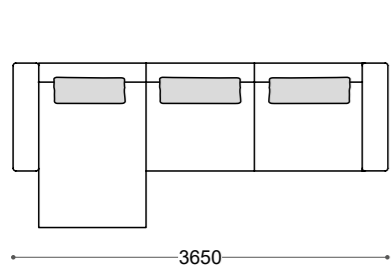
COMPOSIZIONE 320 CLCT



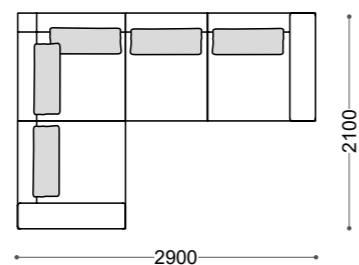
COMPOSIZIONE 285 CCA 400 APCCL



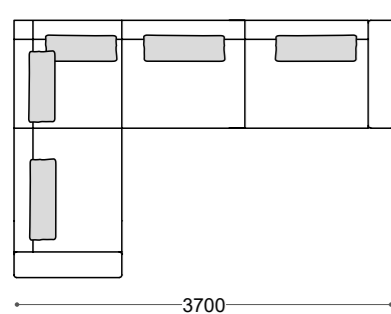
COMPOSIZIONE 365 CLCT



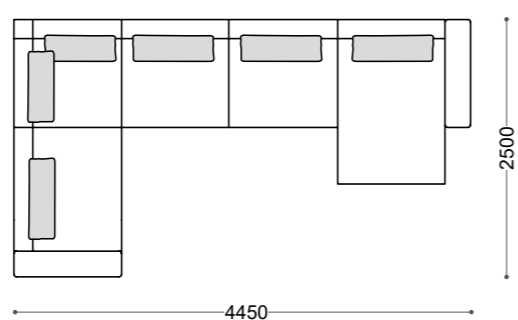
COMPOSIZIONE 210TA 290 ACT



COMPOSIZIONE 250TA 370ACT




COMPOSIZIONE 250TA 445 ACCCL



Leggero ed elegante
dal comfort composto e
raffinato.

*Lightweight and elegant
refined comfort.*

MODEL3



MODEL 3



Divani singoli o componibili dalle linee pulite ed eleganti.
Cuscini di schienale e poggiatesta per elevati standard di comfort.
Piedi in metallo cromato o laccato, aggiungono slancio e leggerezza.

*Single-seater or modular sofas with simple and elegant lines.
Backrest and additional pillows for great comfort
Legs in chromed or lacquered metal to add design, style and lightweight.*





DIVANO 220 100 D2
SOFA 220 100 D2



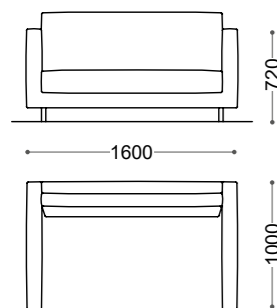




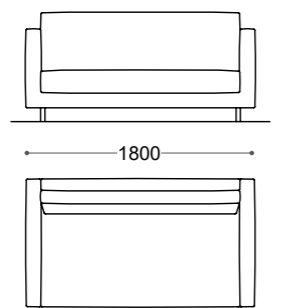
DIVANO 220 100 D
SOFA 220 100 D



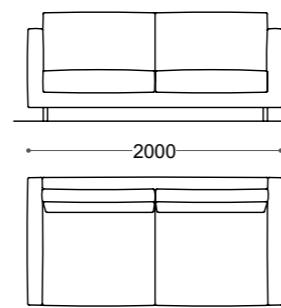
DIVANO 160 100 D



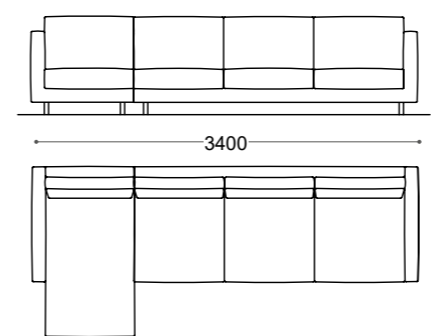
DIVANO 180 100 D



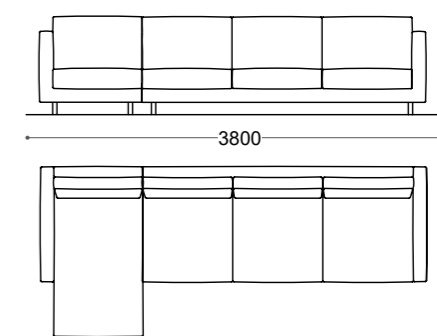
DIVANO 200 100 D



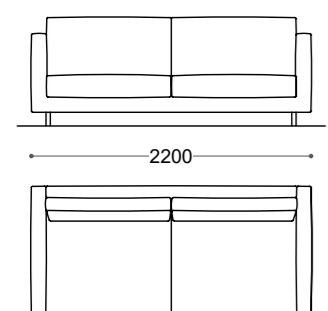
COMPOSIZIONE 340 CLT



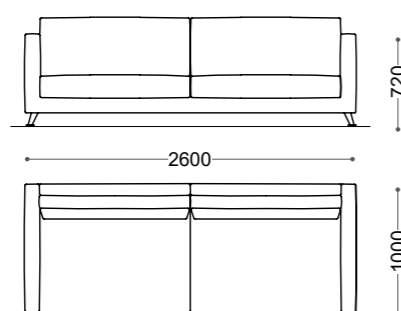
COMPOSIZIONE 380 CLT



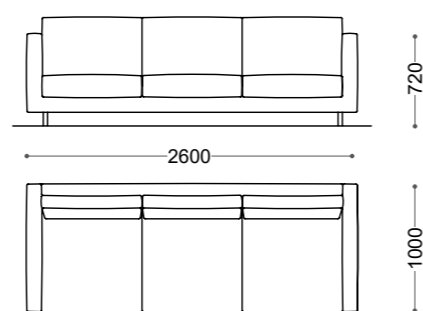
DIVANO 220 100 D



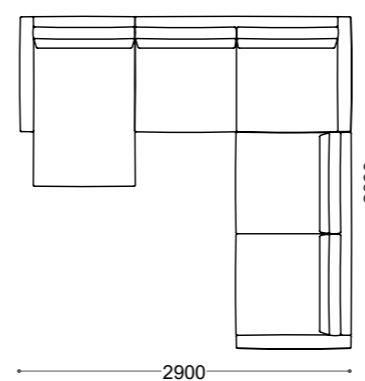
DIVANO 260 100 D2



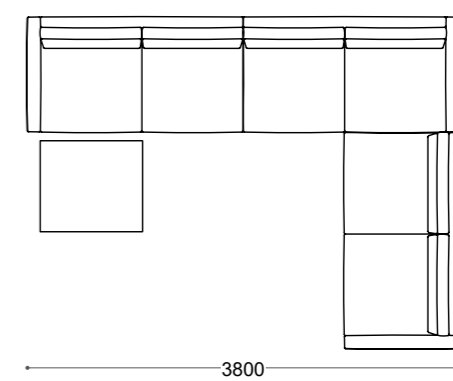
DIVANO 260 100 D3



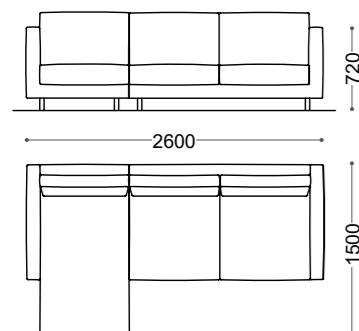
COMPOSIZIONE 290 290 CLTT



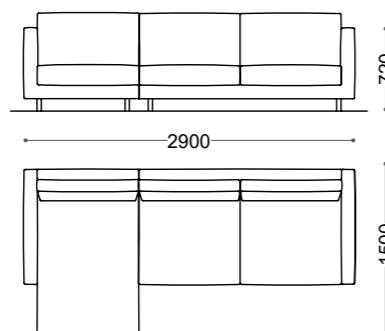
COMPOSIZIONE 380 290 TTTP



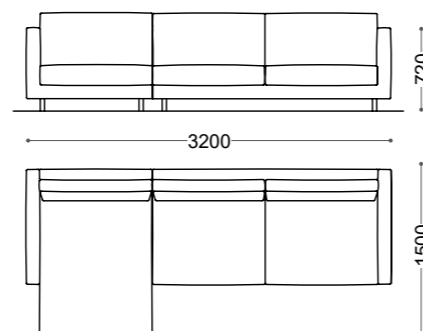
COMPOSIZIONE 260 CLT



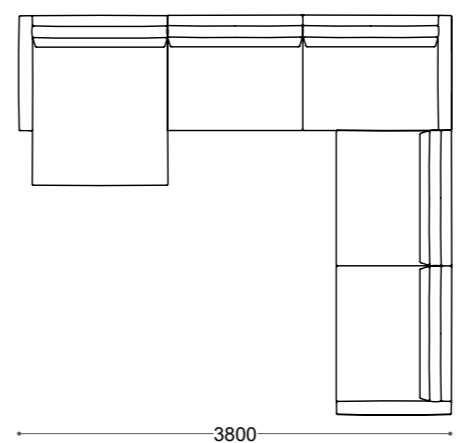
COMPOSIZIONE 290 CLT



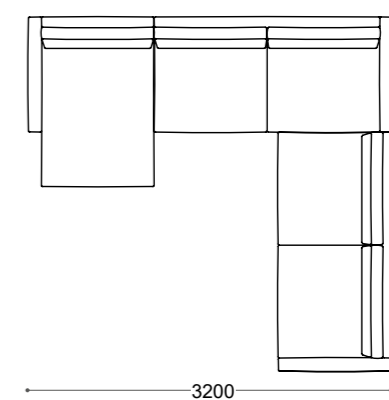
COMPOSIZIONE 320 CLT



COMPOSIZIONE 380 350 CLTT



COMPOSIZIONE 320 310 CLTT



Sistema di sedute componibili, dalla geometria tondeggiante ma rigorosa. Composizioni con elementi aggregabili dalle forme sempre caratterizzanti.

Modular seating system with a rounded yet rigorous geometry. Compositions made up of combinable elements with consistently distinctive shapes.

MODEL4



MODEL 4



Le soluzioni centro stanza definiscono spazi domestici personalizzati. Lo schienale avvolgente, le dimensioni e le proporzioni creano un design dolce e raffinato.

Freestanding solutions define personalized domestic spaces. The enveloping backrest, proportions, and dimensions create a soft and refined design.













COMPOSIZIONE 250 380 ACC
COMPOSITION 250 380 ACC

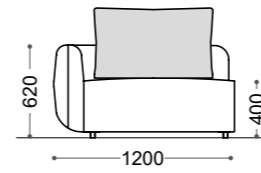
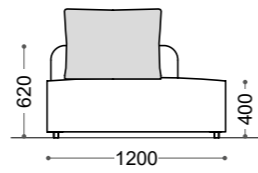
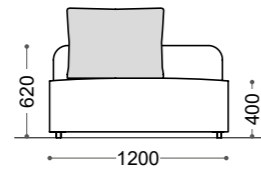
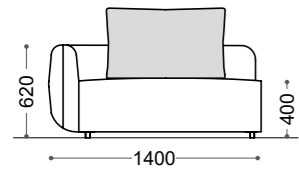




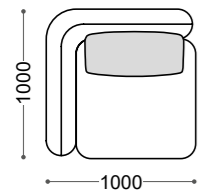




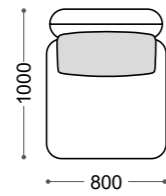




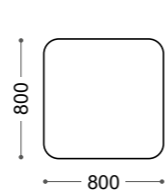
100 A DX-SX



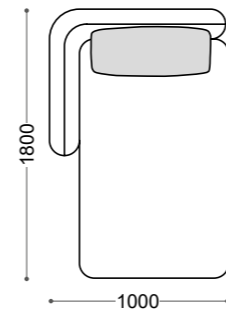
80 C



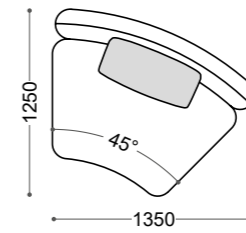
80 PF



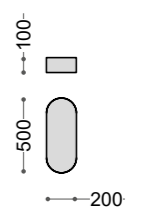
120 CL DX-SX



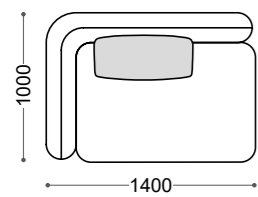
45 C



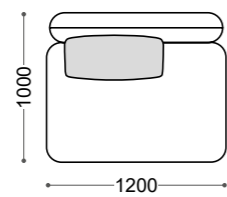
50 B



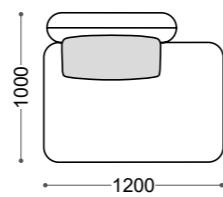
140 A DX-SX



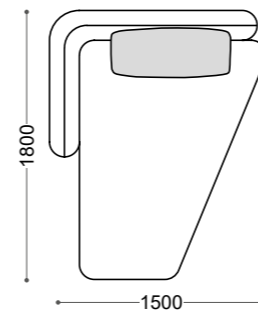
120 C



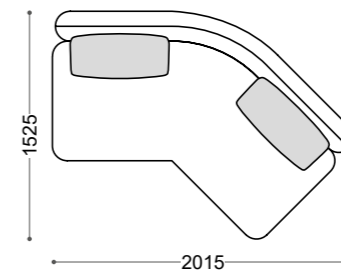
120 T DX-SX



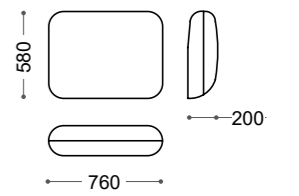
150 CL DX-SX



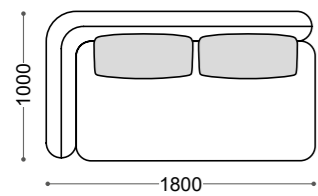
45 | 80



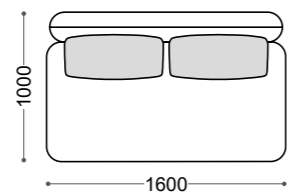
76S



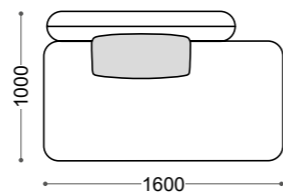
180 A DX-SX



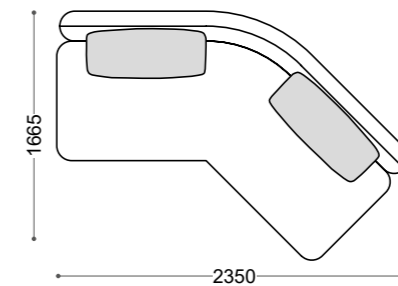
160 C



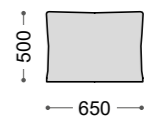
160 T DX-SX



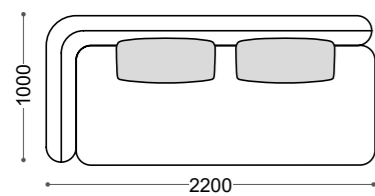
45 | 100



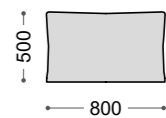
65 CU



220 A DX-SX

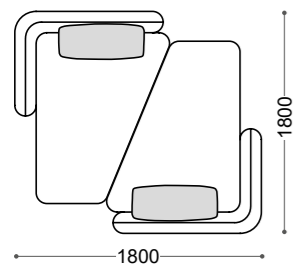


80 CU

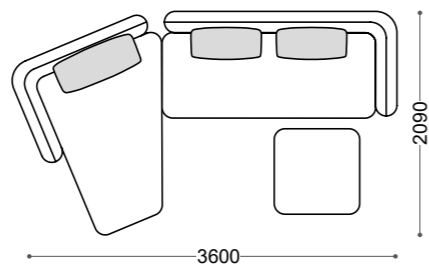


composizioni

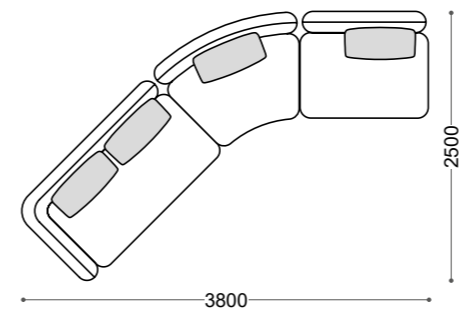
COMPOSIZIONE 180 CLLC



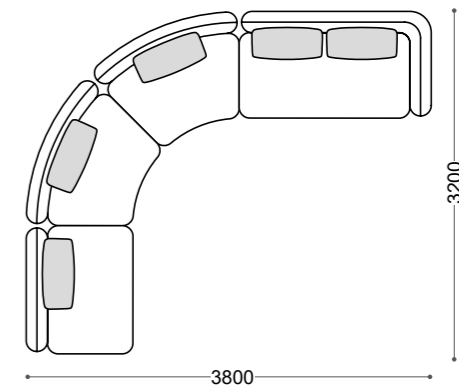
COMPOSIZIONE 210 360 CLAPF



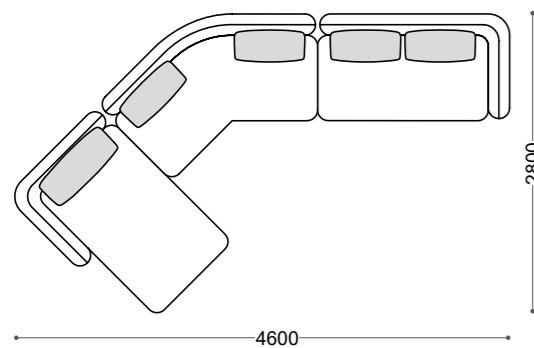
COMPOSIZIONE 250 380 ACC



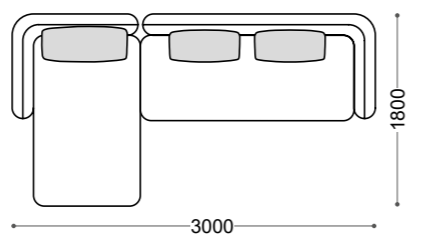
COMPOSIZIONE 320 380 CCCA



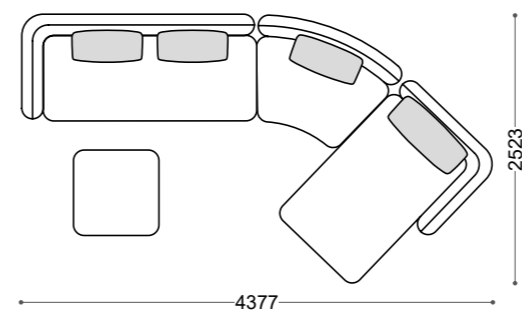
COMPOSIZIONE 280 464 CLIA



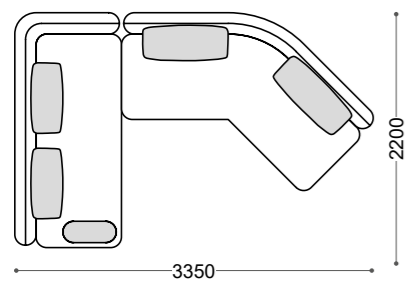
COMPOSIZIONE 180 300 CLA



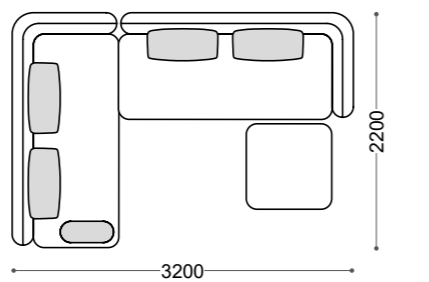
COMPOSIZIONE 250 440 ACCLPF



COMPOSIZIONE 220 335 AI



COMPOSIZIONE 220 320 TTP



Specifiche suscettibili di variazioni senza preavviso
Specifications are subject to modification without notice

graphic /
SolutionStudio

image /
SolutionStudio

brera

via Giovanni Songia, 10
22066 Mariano Comense
C O M O - I T A L Y
C.F. 03306460134
tel. +39 031.3551194
fax +39 031.3554119
info@designbrera.it
www.designbrera.it